

SIZE GUIDE

Specification & Sizing:
Peak UK reserve the right to change product specifications, colours and sizing without prior notice. Sizing may change from garment to garment and batch to batch. Our written size guide is for use as a guide only. We suggest customers try garments before they buy to guarantee fit.

For non-women’s specific items, sizing works as follows:
Outerwear: XXS=8. XS=10. S=12. M=14. L=16. XL=18. XXL=20
PFDs: XS=8. S / SM=10/12. ML / LXL=14/16. XL / XXL=18

PFDs

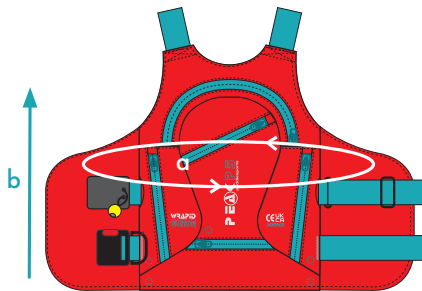
Size	Sprog	Yoof	XS	S / SM	W10/12	ML / LXL	W14/16	XL / XXL	W18/20
Weight kg	20-35	30-40	30-50	45-70	45-70	65-90	65-90	85-110	85-110
Chest cm (a)	55-65	60-90	70-100	80-110	80-110	90-120	90-120	100-130	100-130
Chest inch (a)	22-26	24-35	28-39	31-43	31-43	35-47	35-47	39-51	39-51
Uplift >N (b)	50	40	45	55	55	55	65	70*	70*

PFD N uplift varies from model to model. Kidz Zip Sprog size approximate ages range: 4 - 7 years
Women’s size PFDs have specific chest foam layouts. See PFD pages for more details.

*Racer Pro and Marathon Racer XXL min uplift 60N

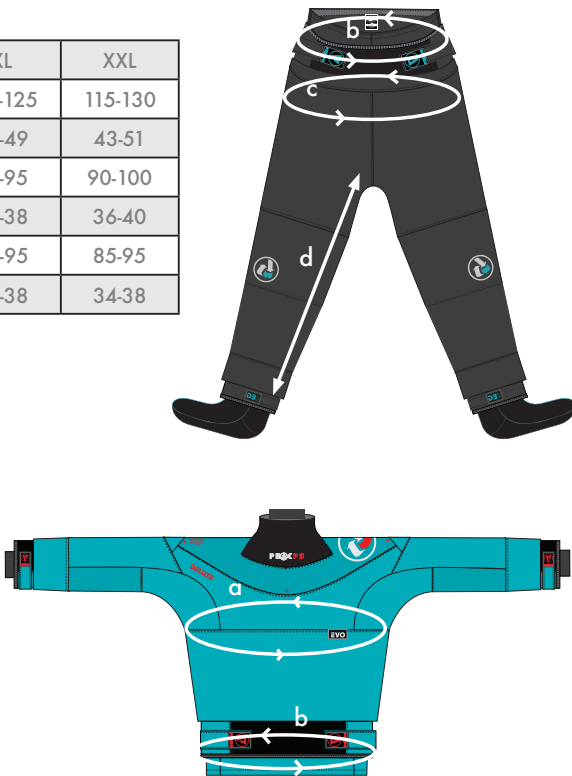
OUTERWEAR | UNISEX

Size	XXS	XS	S	M	L	XL	XXL
Chest cm (a)	80-90	85-95	90-100	95-105	100-115	110-125	115-130
Chest inch (a)	31-35	33-37	35-39	37-41	39-45	43-49	43-51
Waist cm (b)	60-70	65-75	70-80	75-85	80-90	85-95	90-100
Waist inch (b)	24-28	26-30	28-32	30-34	32-36	34-38	36-40
Inside leg cm (d)	60-70	65-75	70-80	75-85	80-90	85-95	85-95
Inside leg inch (d)	24-28	26-30	28-32	30-34	32-36	34-38	34-38



OUTERWEAR | WOMEN

Size	W10	W12	W14	W16	W18
Chest cm (a)	86-96	91-101	96-106	101-111	106-116
Chest inch (a)	34-38	36-40	38-42	40-44	42-46
Waist cm (b)	66-76	71-81	76-86	81-91	86-96
Waist inch (b)	26-30	28-32	30-34	32-36	34-38
Inside leg cm (d)	66-71	71-76	71-76	71-76	76-81
Inside leg inch (d)	26-28	28-30	28-30	28-30	30-32
Hip cm (c)	97-107	102-112	107-117	112-122	117-127
Hip inch (c)	38-42	40-44	42-46	44-48	46-50



OUTERWEAR | KIDZ

Size	>K4	>K6	>K8	>K10	>K12	>K14
Chest cm (a)	55-65	65-75	70-80	75-85	80-90	85-95
Chest inch (a)	23-27	25-29	27-31	29-33	31-35	33-37
Waist cm (b)	40-50	45-55	50-60	55-65	60-70	65-75
Waist inch (b)	16-20	18-22	20-24	22-26	24-28	26-30
Inside leg cm (d)	40-50	45-55	50-60	55-65	60-70	65-75
Inside leg inch (d)	16-20	18-22	20-24	22-26	24-28	26-30

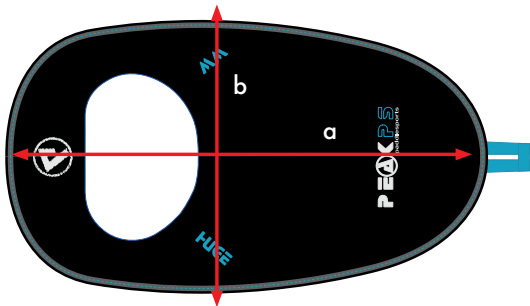
This outwear size guide is not specific to one category / discipline of our catalogue. It offers the broad measurements that you could come to expect from any given size.

If you find yourself to fit well in X sized product there is high chance that X size will again work for you in another garment from a different category. The fit / design will differ from product to product however. For example, the finished size of a racing garment such as the ST2022 will be far smaller (skin tight) than that of a Deluxe Jacket X4, by intentional design.

SIZE GUIDE

Spraydeck sizing advice:
Spraydeck cockpit sizing is not a precise science - there are many different shapes and sizes, and whilst we have done our best to accommodate most boats within our spraydeck range, you should be aware that there are different factors to consider.

As a general rule, if your measurements are towards the lower end of the size range, then you should be fine. If you are towards the centre, then take into account the spraydeck model’s features and your ability. If you are towards the upper end then you may want to consider choosing the next size up, especially if you are looking at the Whitewater deck.



SPRAYDECK SIZES

Size	SK1 (MM)	SC0	SC1	WR	Comp	Freestyle	Keyhole	Bigdeck	Huge
Length cm (a)	71-79	66-74	60-68	59-67	80-88	82-88	86-92	89-95	94-100
Width cm (b)	39-45	39-45	50-56	38-44	42-48	47-51	51-55	51-55	53-57

SPRAYDECK WAISTS

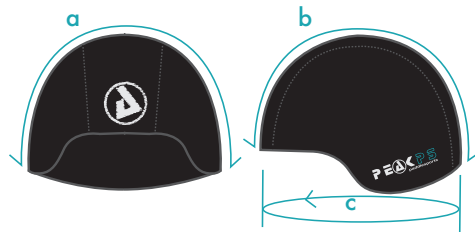
Size	K8	K10 / XS	K12	S	ML	XL
Waist cm	50-60	55-65	60-70	65-75	75-85	85-95
Waist inch	20-24	22-26	24-28	26-30	30-34	34-38

SPRAYDECK SIZES

Size	Sprint S	Sprint M	Sprint L
Length cm (a)	95-105	100-110	105-115
Width cm (b)	46-51	48-53	50-55

HEADCASE

Size	XS	SM	LXL
Width cm (a)	43-45	45-47	47-49
Length cm (b)	35-37	37-39	39-41
Circ cm (c)	47-49	50-52	53-55



HANDS

Size	XS	SM	LXL	XXL
Length cm (a)	16-18	17-19	18-20	19-21
Circ cm (b)	18-20	19-21	20-22	21-23



HELMETS

Size	XS	SM	LXL	XXL
Circ cm (a)	54-56	56-58	58-60	60-62



FOOTWEAR

Size UK	2	3	4	5	6	7	8	9	10	11	12
Size US	3	4	5	6	7	8	9	10	11	12	13
Size EU	34	35	36	37/38	39	40	41/42	43	44	45	46
Length cm (a)	20	21	22	23	24	25	26	27	28	29	30